

QUICKSILVER®

OPEN



20
21

THE QUICKSILVER RANGE HAS ALWAYS PERFECTLY BLENDED FUN AND STYLE WITH PRACTICALITY AND SAFETY.


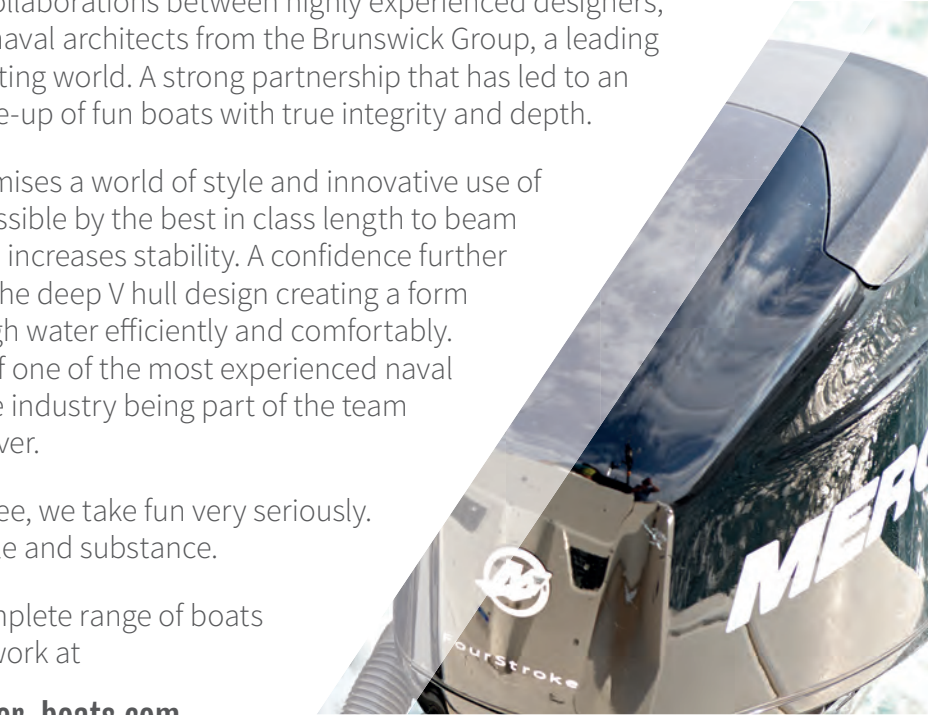
The evolving direction of the Quicksilver range now builds on this strength with collaborations between highly experienced designers, engineers and naval architects from the Brunswick Group, a leading force in the boating world. A strong partnership that has led to an even greater line-up of fun boats with true integrity and depth.

Quicksilver promises a world of style and innovative use of space made possible by the best in class length to beam ratio which also increases stability. A confidence further heightened by the deep V hull design creating a form that cuts through water efficiently and comfortably. A direct result of one of the most experienced naval architects in the industry being part of the team behind Quicksilver.

So as you can see, we take fun very seriously. Welcome to style and substance.

Explore our complete range of boats and dealer network at

www.quicksilver-boats.com





Life is now

CONTENT


Introduction	4
The Smart Edition	5
755 OPEN	6
675 OPEN	10
605 OPEN	14
555 OPEN	18
505 OPEN	22
455 OPEN	26
Specifications	32

WELCOME TO THE OPEN RANGE FROM QUICKSILVER.

The moment you look at an Quicksilver Open, you know that it's designed for pure fun.

It's about fluid yet solid forms with soft lines and sharp, cut-through shapes creating a dynamic, sporty tension that says it's playtime. Purposeful designs still true to the essence and character of the original sketches; that spontaneous spark of inspiration. Creativity founded on experience, considered development and insight gained through solid research into the needs and desires of boat users resulting in a range of boats that offers you true freedom with the reassurance of structural and engineering integrity. Everything underpinned by safety, comfort and versatility. So you can fish, water ski, or just soak up the sun with complete peace of mind. And with ease.

This is Quicksilver Open.
Built on understanding.
Shaped by you.
Created for escape.





SMART EDITION THE BEST WAY TO GET THE OPTIONS YOU NEED

People are different.
So why should every boat be the same?
We have designed our boats for optimal use,
but we know that everybody has their own preferences.
That's why we are introducing the Smart Edition.

The Smart Edition gives you what you need:
a variety of option sets that are most
frequently requested by our customers.
So you can be sure you get the options you want.

Best of all, the Smart Edition has short delivery times and is
probably already available at your local dealer right now –
you'll be on the water before you know it.

755 OPEN

DISCOVER THE TRUE MEANING OF FREEDOM

Sleek, powerful and very versatile, the 755 Open offers a whole new level of performance and safety, providing one of the coolest rides in the 7 metres range. Speed, excellent handling and a variety of fun and performance options make it the perfect choice for water sports and fast cruising for up to eight people, while the interior accommodation is designed to overnight two.



Length Overall (m)	7,23
Beam Maximum (m)	2,55
Height - Without Canvas (m)	2,19
Dry Weight (Kg)	1389
Fuel Capacity (L)	280
CE Design Category	C
Maximum Number of People	8
Maximum Power (HP/kW)	300/221



SAFETY

Safety and performance go hand in hand when it comes to Quicksilver's 755 Open – from the robust hull to the deep, secure cockpit and transom access area with twin swim platforms, this craft is the last word in safe and secure performance on the water. With up to 300 horsepower coming from the Mercury outboard power, the 755 Open is no slouch, but its excellent handling, superior hull design and intelligent features such as Active Trim tabs make it a joy to use for water sports and fast cruising.

DESIGN

Fluid, sleek and stylish are the watchwords when it comes to the 755 Open's exterior design, while the intelligent design features onboard, both inside and out, make this stylish craft an experience not to be missed. From the sporty dash, to the multiple seating configurations in both the cockpit and bow area, the 755 Open uses intelligent design to offer a maximum of possibilities.

COMFORT

On deck, both the bow and cockpit offer multi-configuration options for seating, dining, lounging or water sports. The cabin gets plenty of natural light coming from the cabin door, as well as excellent ventilation. The optional marine toilet slides under the cockpit when not in use, leaving space for an optional filler that extends to a sleeping area or children's play area. And to top it all, an optional cockpit galley comes complete with sink, running water and a single burner stove for maximum comfort.

VERSATILITY

Take the bow area – one minute it's a comfortable dining area with table seating, the next it can be converted with a flick of the wrist into a flat lounging area covering the whole bow area. The cockpit seating area is spacious and offers 2 seating configurations; a bench seat that can partially be removed for better transom access or fishing and an optional U-lounge configuration for additional seating capacity with handy flip-up seats.

SMART EDITION

Be sure to get what you need: the Smart Edition is based on the options that are most frequently requested by our customers. In addition to that you save an average of 10% when compared to ordering options separately.



755 OPEN



6

Versatile cockpit area with standard bench seat configuration extendable to L-lounge and U-lounge with flip-up seats*




9

Ergonomic helm with instrumentation and 7" Simrad GPS/Chart Plotter




Leaning post with or without galley includes stainless steel sink with cutting board lid, fridge & countertop LPG stove



4 & 6

Versatile cockpit area convertible to dining area. Cockpit can be cleared partially for easy access to transom or fishing. Port and starboard opening transom gates*



3

Motor well bridge: easy access to both sides of transom



Versatile bow seating area with storage that can be converted to dining for 4+ persons

13



13

Versatile bow seating area that can be converted to a bow sun lounge



11

The cabin seating area is convertible to a berth

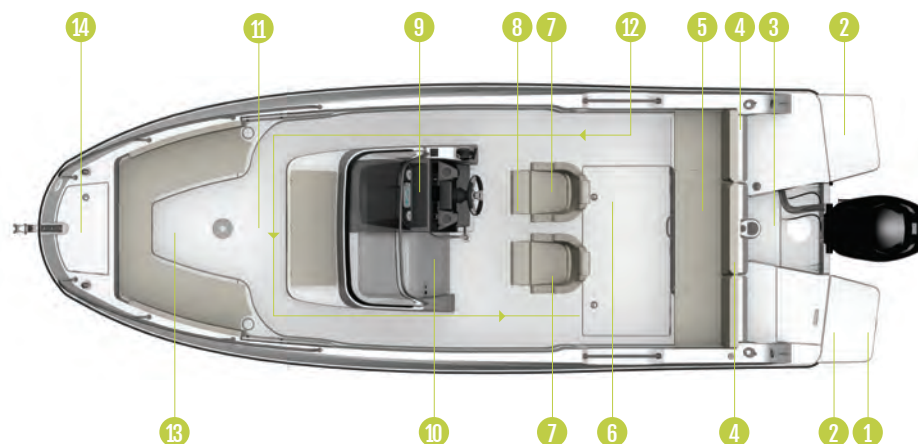


11

Cabin with concealed sea toilet

MODEL FEATURES

1. Integrated swim ladder
2. Double swim platforms
3. Motor well bridge: easy access to both sides of transom
4. Port and starboard opening transom gates
5. Storage under cockpit seating
6. Versatile cockpit area with standard bench seat configuration that can partially be cleared for easy access to transom or fishing and extendable to U-lounge with flip-up seats
7. Twin bucket seats adjustable in height and flip up bolsters (leaning post with/without galley) New seat design as of MY2019 not shown in brochure.
8. Leaning post with or without galley includes stainless steel sink with cutting board lid, fridge & countertop LPG stove
9. Ergonomic helm with instrumentation and 7" Simrad GPS/Chart Plotter
10. Lockable acrylic sliding cabin entry door
11. Cabin with concealed sea toilet. The cabin seating area is convertible to a berth
12. Easy walking access from bow to stern with walk around center console for easy access to bow
13. Versatile bow seating area with storage that can be converted to dining for 4+ persons and bow sun lounge
14. Anchor storage/windlass



675 OPEN

THE COMPLETE PACKAGE

The 675 Open's sportive and dynamic design makes heads turn. Hit the water with a group of maximum 8 people and explore all of the boat's features. A Mercury engine with up to 225 hp makes sure you'll get off to a fast start. There's also a Smart Edition available that offers you the 675 Open's most popular options in one attractively priced pack.



Length Overall (m)	6,66
Beam Maximum (m)	2,55
Height - Without Canvas (m)	2,10
Dry Weight (Kg)	1084
Fuel Capacity (L)	200
CE Design Category	C
Maximum Number of People	8
Maximum Power (HP/kW)	225/165



SAFETY

On the water, a powerful Mercury engine guarantees safe and agile navigation. On the boat, children and adults feel at ease thanks to the high freeboard and the smooth circulation from front to back. A number of other safety features also provide easy access to the boat and to the water. For example, a pivoting backrest leads to a large platforms with an integrated swim ladder. That way, getting out of the water is as effortless as jumping in.

COMFORT

The pilot and co-pilot bucket seats with flip bolster and swivel comes with new fiberglass seat pedestals supports for an improved piloting comfort and the boat's helm boasts integrated cup holders, a storage tray and a mounting space for a 7" GPS/Chart Plotter. A pivoting backrest allows an easy and unobstructed access to the swim platforms. On the bow of the 675 Open, you'll find an integrated anchor/line locker with an optional electric windlass.

VERSATILITY

The 675 Open has been designed with your favourite outdoors activities in mind. Want to do some cruising, light fishing or water skiing? Your wish is the boat's command. The spacious bow also converts into a sun lounge and a dining area. Table for 4 and integrated cup holders included. Thanks to the pivoting pilot seats, it's also possible to have a relaxed chat with the whole group gathered in the cockpit area. A compact cabin offers shelter and is ideal for taking a nap.

STORAGE

The 675 Open offers storage underneath the bow seating. There's also dedicated storage for the ski pole, the stern navigation light and the sun lounge extensions. Personal belongings and other small items go in the storage underneath the aft seat. And of course, there is a fully integrated bow anchor and line locker.

SMART EDITION

Be sure to get what you need: the Smart Edition is based on the options that are most frequently requested by our customers. In addition to that you save an average of 10% when compared to ordering options separately.



675 OPEN



Cockpit table



Cabin provides sleeping space for one person or child



Integrated swim ladder



Stylish and ergonomic bicolor helm with integrated cup holders, storage tray and mounting space for 7" GPS/Chart Plotter



Versatile bow area convertible to extended sun lounge. The sun lounge deploys within seconds and without the use of extensions



Easy and unobstructed access to and from the swim platforms via a pivoting backrest



1. Versatile bow area convertible to dining, quick sun lounge and extended sun lounge option. The sun lounge deploys within seconds and without the use of extensions



6. Numerous storage arrangements



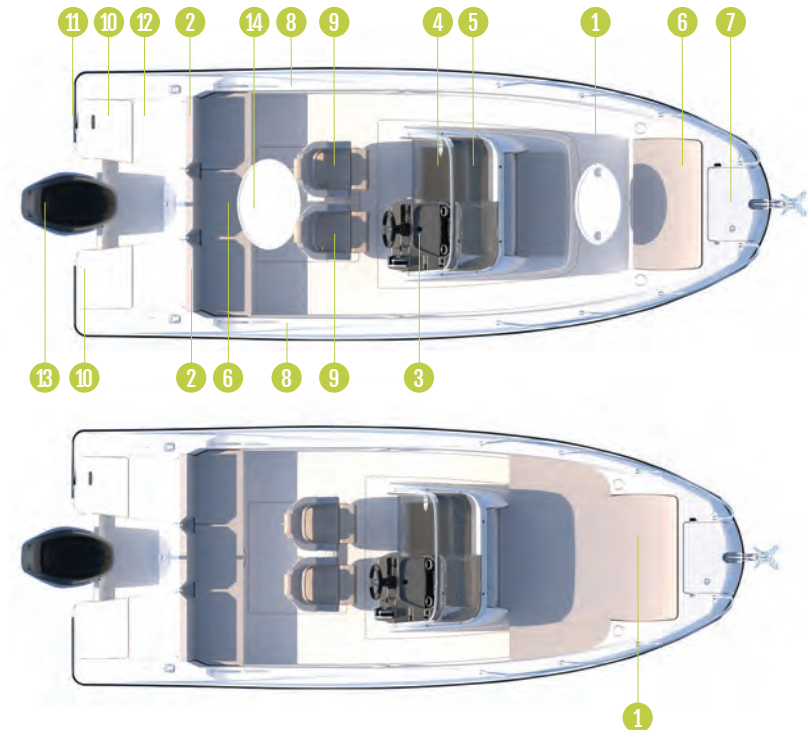
10. Large swim platforms for safe and easy access in and out of the water



4. Easy cabin entry via semi-transparent sliding door

MODEL FEATURES

- 1.** Versatile bow area convertible to dining, quick sun lounge and extended sun lounge option. The sun lounge deploys within seconds and without the use of extensions
- 2.** Easy and unobstructed access to and from the swim platforms via a pivoting backrest
- 3.** Stylish and ergonomic bicolor helm with integrated cup holders, storage tray and mounting space for 7" GPS/Chart Plotter
- 4.** Easy cabin entry via semi-transparent sliding door
- 5.** Cabin provides sleeping space for one person or child
- 6.** Numerous storage arrangements
- 7.** Integrated bow anchor/line locker with electric windlass
- 8.** Secure feeling for adults and children with high freeboard and ease of circulation aboard
- 9.** Pilot & co-pilot bucket seats with flip bolster and swivel, pivoting seats. New seat design as of MY2019 not shown in brochure.
- 10.** Large swim platforms for safe and easy access in and out of the water
- 11.** Integrated swim ladder
- 12.** Cockpit shower
- 13.** Engine configuration up to max 225 hp
- 14.** Cockpit table



605 OPEN

FUN PACKED

The 605 Open is a born to please. It takes up to 7 people out for a full day of fun. The boat was designed with comfort, ergonomics and functionality in mind, turning the deck into the best possible place to spend some time off relaxing or fishing. A Mercury engine with up to 150 hp ensures safe navigation and a list of options adds even more to the fun on the water.



Length Overall (m)	5,95
Beam Maximum (m)	2,40
Height - Without Canvas (m)	2,00
Dry Weight (Kg)	904
Fuel Capacity (L)	160
CE Design Category	C
Maximum Number of People	7
Maximum Power (HP / KW)	150 / 110





SAFETY

Safety on the boat is guaranteed by the high freeboard and the ease of circulation. Kids and seniors can walk about easily. But you probably prefer swimming to walking. A pivoting backrest provides smooth access to the large swim platforms. There, you'll also find an integrated swim ladder. So it's up to you. Dive in right away or stick to the gradual approach and go in step by step.

COMFORT

The cockpit is packed with features. The pivoting backrest allows an easy and unobstructed access to the swim platforms. Also, the 2 swivel seats allow the pilot and the co-pilot to turn towards their passengers and join in on a group conversation. The optional cockpit shower lets you freshen up after a swim. For the driver, the boat's bicolour helm is equipped with integrated cup holders, a storage tray and a mounting space for a 7" GPS/Chart Plotter.

VERSATILITY

The spacious bow seating area transforms into an extended sun lounge within seconds. After soaking up the sun, an exterior table and integrated cup holders turn that same bow into a fancy dining setting for up to 4 adults. At the back, the cockpit area is another great place for the whole crew to socialise, thanks to the pivoting pilot seats. The ski pole, to conclude, will also win over any water sports enthusiast.

STORAGE

The 605 Open's storage capacity is plentiful. On the bow, a console storage with premium finish inside holds the exterior table and the cushions. A laminated teak step in the console makes it easy to access the lower storage area as well. Other accessories, like the ski pole, the stern navigation light and the sun lounge extensions, also go in a dedicated storage space.

SMART EDITION

Be sure to get what you need: the Smart Edition is based on the options that are most frequently requested by our customers. In addition to that you save an average of 10 % when compared to ordering options separately.



605 OPEN



1 Versatile bow area convertible to dining




1 Versatile bow area convertible to quick sun lounge



1 Versatile bow area convertible to extended sun lounge option



2 Easy and unobstructed access to and from the swim platforms via a pivoting backrest



11 Cockpit shower

Dedicated console storage with premium finish for exterior table and cushions. Numerous storage arrangements



4 & 5



9

Large swim platforms for safe and easy access in and out of the water



5

Numerous storage arrangements



7

Secure feeling for adults and children with high freeboard and ease of circulation aboard

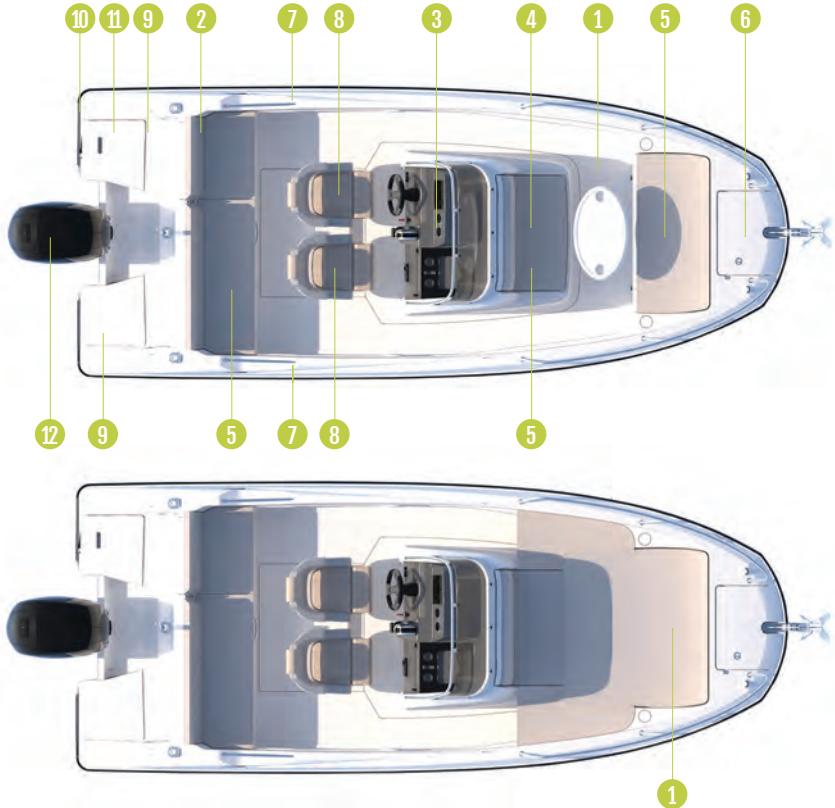
Stylish and ergonomic bicolor helm with integrated cup holders, storage tray and mounting space for 7" GPS/Chart Plotter



3

MODEL FEATURES

1. Versatile bow area convertible to dining, quick sun lounge and extended sun lounge option. The sun lounge deploys within seconds and without the use of extensions
2. Easy and unobstructed access to and from the swim platforms via a pivoting backrest
3. Stylish and ergonomic bicolor helm with integrated cup holders, storage tray and mounting space for 7" GPS/Chart Plotter
4. Dedicated console storage with premium finish for exterior table and cushions.
5. Numerous storage arrangements
6. Integrated bow anchor/line locker with electric windlass
7. Secure feeling for adults and children with high freeboard and ease of circulation aboard
8. Pilot & co-pilot bucket seats with flip bolster and swivel, pivoting seats. New seat design as of MY2019 not shown in brochure.
9. Large swim platforms for safe and easy access in and out of the water
10. Integrated swim ladder
11. Cockpit shower
12. Engine configuration up to max 150 hp



555 OPEN

WINNER ON THE WATER

The 555 Open is an ideal boat for fishing trips and a relaxing day's out. It welcomes up to 6 people aboard and heads for the water with a powerful Mercury engine with up to 115hp. The boat's sleek design and smart use of space has something for everyone. Bring out the whole family and be assured by its safety features, features and comfort. And there's more. The Smart Edition combines the boat's most popular options in one affordable pack.



Length Overall (m)	5,47
Beam Maximum (m)	2,29
Height - Without Canvas (m)	1,83
Dry Weight (Kg)	722
Fuel Capacity (L)	110
CE Design Category	C
Maximum Number of People	6
Maximum Power (HP/KW)	115 / 84,6



SAFETY

Safety begins with agile navigation. With a single outboard Mercury engine (up to 115 hp), the 555 Open is up for that task. A slightly tinted windshield helps the driver to keep a clear view. For passengers, access to the boat and to the water is smooth and safe. They easily enter the boat from the bow and slide into the water from the large swim platforms at the stern. On the boat, intelligent design and a high freeboard enhance safe circulation.

COMFORT

On the 555 Open, you will enjoy being in the driver's seat. Both pilot and co-pilot have comfortable bucket seats with flip bolsters and swivels. The ergonomic bicolour helm boasts integrated cup holders, a storage tray and a mounting space for a 7" GPS/Chart Plotter. A footrest completes the set-up. At the back of the boat, a reclining seat optimizes the available cockpit space and makes it possible to tilt the engine entirely.

VERSATILITY

The 555 Open is versatile from front to back. The bow's sun lounge converts into a dining area with an external table in no time. And once you turn off the boat's engine, you give the pivoting pilot seat a spin to face the rest of the crowd and join in on the conversation. Unless you prefer sports, of course. In that case, mount the ski pole and have fun.

STORAGE

There's dedicated storage for the ski mast, the stern navigation light and the sun lounge side extensions. Personal belongings can be stored safely underneath the seats. On the bow, there's permanent access to a console storage, even with the extended sun lounge deployed. The storage with premium finish on the inside protects the exterior table and the cushions from bad weather conditions.

SMART EDITION

Be sure to get what you need: the Smart Edition is based on the options that are most frequently requested by our customers. In addition to that you save an average of 10% when compared to ordering options separately.



555 OPEN



1

Versatile bow area convertible to dining



10

Large swim platforms for safe and easy access in and out of the water



3

Stylish and ergonomic bicolor helm with integrated cup holders, storage tray and mounting space for 7" GPS/Chart Plotter



9

Pilot & co-pilot bucket seats with flip bolster and swivel, pivoting seats. New seat design as of MY2019 not shown in brochure.



1

Versatile bow area convertible to extended sun lounge option



4 & 5

Permanent access to console even if bow sun lounge is deployed. Dedicated console storage with premium finish for exterior table and cushions



8

Secure feeling for adults and children with high freeboard and ease of circulation aboard



2

Optimized use of cockpit space thanks to the reclining aft seat that ensures maximum cockpit space while keeping is possible to tilt the engine entirely



3

Stylish and ergonomic bicolor helm with integrated cup holders, storage tray and mounting space for 7" GPS/Chart Plotter

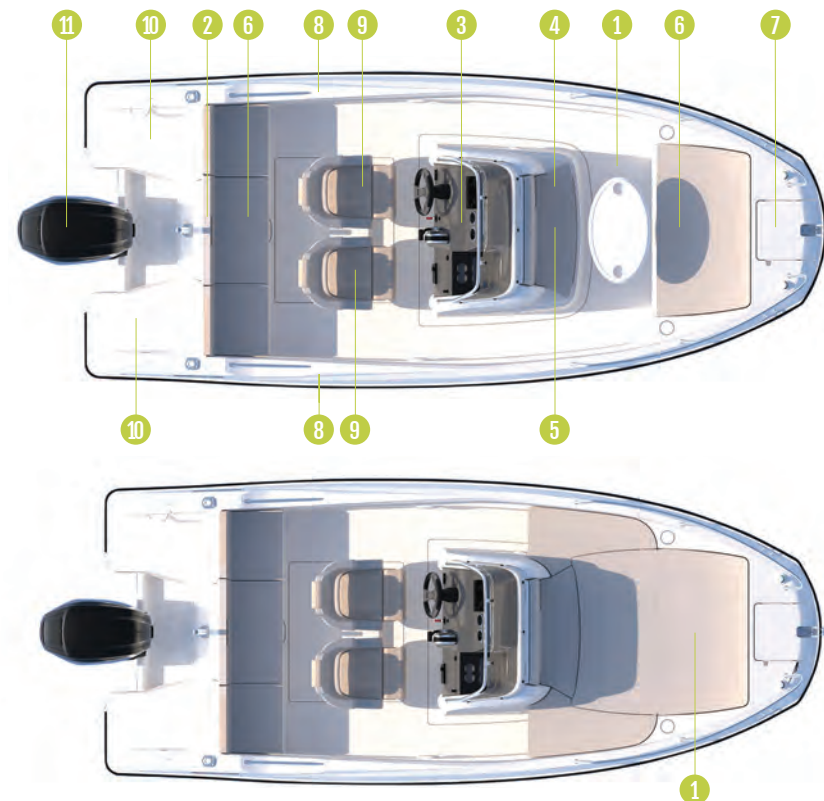
Versatile bow area convertible to quick sun lounge



1

MODEL FEATURES

1. Versatile bow area convertible to dining, quick sun lounge and extended sun lounge option. The sun lounge deploys within seconds and without the use of extensions
2. Optimized use of cockpit space thanks to the reclining aft seat that ensures maximum cockpit space while keeping is possible to tilt the engine entirely
3. Stylish and ergonomic bicolor helm with integrated cup holders, storage tray and mounting space for optional 7" GPS/Chart Plotter
4. Dedicated console storage with premium finish for exterior table and cushions
5. Permanent access to console even if bow sun lounge is deployed
6. Plenty of storage capacity throughout the boat
7. Integrated bow anchor/line locker
8. Secure feeling for adults and children with high freeboard and ease of circulation aboard
9. Pilot & co-pilot bucket seats with flip bolster and swivel, pivoting seats. New seat design as of MY2019 not shown in brochure.
10. Large swim platforms for safe and easy access in and out of the water
11. Engine configuration up to max 115 hp



505 OPEN

A GREAT REASON TO WAKE UP EARLY

With the 505 Open, you'll want to be on the water all day. Whether it's for fishing, relaxing, or a bit of both. The boat looks sportive on the outside and feels spacious from within. Just how spacious? Get aboard with up to 5 people and discover its interplay of practicality, ergonomics and comfort. The 505 Open also comes in a Smart Edition that includes its most popular options.



Length Overall (m)	5,03
Beam Maximum (m)	2,12
Height - Without Canvas (m)	1,77
Dry Weight (Kg)	582
Fuel Capacity (L)	90
CE Design Category	C
Maximum Number of People	5
Maximum Power (HP/KW)	100 / 73,6



SAFETY

A single Mercury outboard engine with up to 100 hp powers the 505 Open. In other words, safe and smooth navigation is a given. The high freeboard and the ease of circulation aboard add to this secure feeling, both for adults and children alike. Easy access from the bow and an integrated double swim platforms encourage activity, going on and off the boat and in and out of the water. A slightly tinted windshield improves the driver's visibility at all times.

COMFORT

A reclining aft seat optimizes the available cockpit space while still making it possible to tilt the engine entirely. The stylish bicolour helm caters to the driver's needs, whether you're seated or standing up. It contains integrated cup holders, a storage tray and a mounting space for a 7" GPS/Chart Plotter. A footrest makes you feel even more comfortable while behind the wheel. And even with the sun lounge deployed, access to the console remains completely free.

VERSATILITY

Every section of the 505 Open serves multiple purposes. The bow seating area transforms from a basic sun lounge into an extended one within seconds. And at dinner time, you install the exterior table just as quickly. Moving on to the cockpit, the flip-flop backrest is bidirectional and can be moved forward. That way, the cockpit becomes a socialising area with driver and passengers facing each other.

STORAGE

On the bow, a console storage with premium finish inside protects the exterior table and the cushions from bad weather conditions. There is permanent access to this storage space, even with the extended sun deck deployed. Smaller items can be stored safely under the seating. The 505 Open also contains dedicated storage for the ski pole, the navigation light and the sun lounge extensions.

SMART EDITION

Be sure to get what you need: the Smart Edition is based on the options that are most frequently requested by our customers. In addition to that you save an average of 10 % when compared to ordering options separately.




505 OPEN



Versatile bow area convertible to dining



Integrated double swim platforms



Versatile bow area convertible to extended sun lounge

Dedicated console storage with premium finish for exterior table and cushions. Plenty of storage capacity throughout the boat



Stylish and ergonomic bicolor helm with integrated cup holders, storage tray and mounting space for 7" GPS/Chart Plotter





6

Secure feeling for adults and children with high freeboard and ease of circulation aboard



7

Bi-directional helm seating for boat driving and socializing



2 & 7

Versatile bow area convertible to quick sun lounge. The sun lounge deploys within seconds without the use of extensions

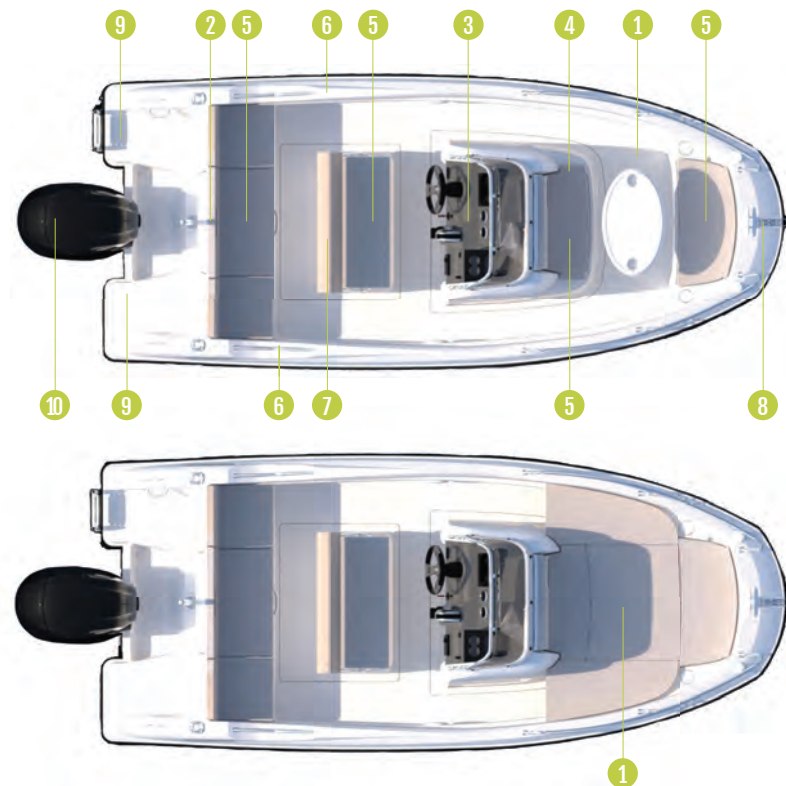


1

Optimized use of cockpit space thanks to the reclining aft seat that ensures maximum cockpit space while keeping it possible to tilt the engine entirely. Bi-directional helm seating for boat driving and socializing

MODEL FEATURES

1. Versatile bow area convertible to dining, quick sun lounge and extended sun lounge option. The sun lounge deploys within seconds without the use of extensions
2. Optimized use of cockpit space thanks to the reclining aft seat that ensures maximum cockpit space while keeping it possible to tilt the engine entirely
3. Stylish and ergonomic bicolor helm with integrated cup holders, storage tray and mounting space for 7" GPS/Chart Plotter
4. Dedicated console storage with premium finish for exterior table and cushions
5. Plenty of storage capacity throughout the boat
6. Secure feeling for adults and children with high freeboard and ease of circulation aboard
7. Bi-directional helm seating for boat driving and socializing
8. Easy access from bow
9. Integrated double swim platforms
10. Engine configuration up to max 100 hp.



455 OPEN

THE ADVENTURE STARTS HERE.

The Activ 455 Open combines all the ingredients for safe cruising in an ultra-modern, versatile and ergonomic package. Step aboard with family and friends and cast off for a smooth and relaxing ride.



Length Overall (m)	4,54
Beam Maximum (m)	1,85
Height - Without Canvas (m)	1,61
Dry Weight (Kg)	401
Fuel Capacity (L)	25
CE Design Category	C
Maximum Number of People	5
Maximum Power (HP/kW)	60/44,1



SAFETY

The 455 Open's ultra-modern hull, deep cockpit and unsinkable design make coastal cruising a breeze and guarantee safety for both adults and children. The boat is packed with intelligent design features – such as anti-slip flooring and easy-grip railing – to ensure the safest possible ride. Easy and secure access to the boat is ensured through the convenient swim platforms that serve as step into the boat. The 455 Open can be motorized with up to 60 horse power. The responsive controls and easy-to-read instrumentation, on the other hand, turn navigation into child's play. And with an extra-large windscreen, you and your passengers can enjoy the best weather protection.

COMFORT

Despite its compact size, the interior feels spacious and is easy to move around, even when at speed. The cushions have a modern design and are made of enjoyable fabrics. Their practical shape makes it easy to store them onboard. Outside the water the 455 Open requires very little maintenance. It is as easy to perform as 1, 2, 3, thanks to the use of quality materials and fabric. Its light design and secure hooks make transportation almost as easy out of the water as in.

VERSATILITY

There are dozens of ways to enjoy the water – from cruising and bathing to fishing, recreation and transportation – and the 455 Open is equipped for each and every one of them. Its versatile interior, easy access, large bathing platforms and comfortable seating for up to 5 people make it the ideal companion to delight your passengers, whatever their fancy.

STORAGE

The 455 Open offers ingenious storage solutions by offering two separate storage areas in the boat and an additional lockable storage below the aft bench.

455 OPEN

11



Depth of the cockpit guarantee security for kids and adults when seating or moving around the boat

Convertible sundeck area



Convertible sundeck area

3 & 5



Swim Ladder & Swim Platforms

12



Two storage spaces in the bow and one below the aft bench that can be securely locked up

Anchor storage



6 & 12




Clearly defined step-out area to access land/boat.
Two storage spaces in the bow and one below the aft bench that can be securely locked up

7&8



Dashboard and storage tray.
Electronics & stereo

10



Supportive rails for safety and facilitate movement

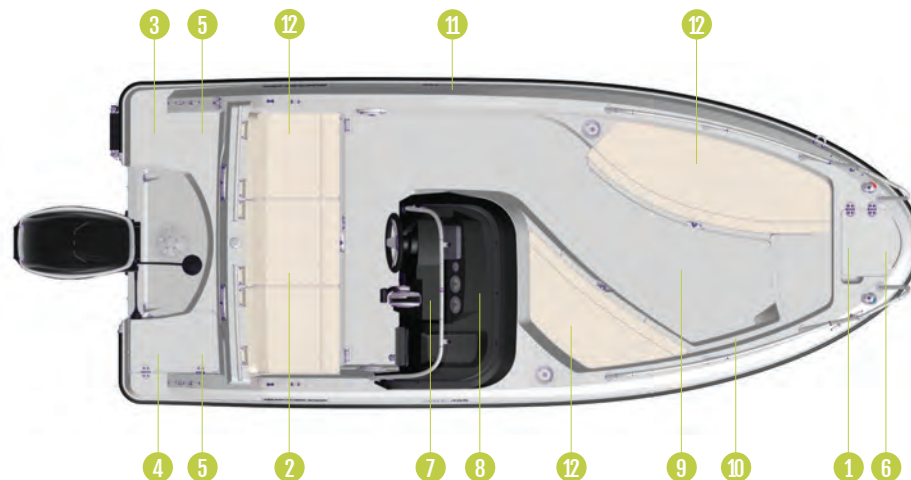
7&8



Dashboard and storage tray.
Electronics & stereo

MODEL FEATURES

1. Anchor storage
2. Fuel tank
3. Swim Ladder
4. Storage below swim platform
5. Double swim platforms
6. Clearly defined step-out area to access land/boat
7. Dashboard and storage tray
8. Electronics & stereo
9. Convertible sundeck area
10. Supportive rails for safety and facilitate movement
11. Depth of the cockpit guarantee security for kids and adults when seating or moving around the boat
12. Two storage spaces in the bow and one below the aft bench that can be securely locked up



SPECIFICATIONS



ENGINE SPECIFICATIONS

Choose among our vast range of robust and powerful Mercury outboard engines, the most appreciated of all time. You'll have the very best and most up-to-the-minute engine power to take your boat out to enjoy the delights of the water.

Moreover, you will benefit from a national and international network of dealers for service. Additionally, a five-year warranty programme is applicable for all eligible Mercury outboard engines*. The programme will be offered to owners of new Mercury outboard engines**. The warranty applies to Mercury Verado® and FourStroke engines

purchased in Europe, the Middle East, Africa and the CIS region.

The five years of comprehensive factory-backed coverage includes labour for failures caused by defects in material or workmanship. What's more, the new warranty is transferable if the engine is sold within the five-year period. The warranty applies to recreational use only.

* Conditions and exclusions apply.

** Provided that all extended warranty conditions are met.

MERCURY ENGINE OPTION	755 OPEN	675 OPEN	605 OPEN	555 OPEN	505 OPEN	455 OPEN
Mercury F50					x	x
Mercury F60 / F60 CT					x	x
Mercury F80				x	x	
Mercury F100 / F100 CT				x	x	
Mercury F115 / F115 CT			x	x		
Mercury F150		x	x			
Mercury 175 V6	x	x				
Mercury 200 V6	x	x				
Mercury 225 V6	x	x				
Mercury 250 V8 Verado	x					
Mercury 300 V8 Verado	x					

MODEL SPECIFICATIONS

MODEL SPECIFICATIONS	755 OPEN	675 OPEN	605 OPEN	555 OPEN	505 OPEN	455 OPEN
Length Overall (m)	7,23	6,66	5,95	5,47	5,03	4,54
Length Overall Max with Options (m)	7,62	7,16	6,46	5,84	5,16	4,54
Length of Hull (m)	6,95	6,45	5,75	5,29	4,81	4,44
Beam Maximum (m)	2,55	2,55	2,40	2,29	2,12	1,85
Height - Without Canvas (m)	2,19	2,10	2,00	1,83	1,77	1,61
Dry Weight (Kg)	1389	1084	904	722	582	401
Draft Hull (m)	0,48	0,41	0,38	0,36	0,37	0,36
Fuel Capacity (L)	280	200	160	110	90	25
CE Design Category	C	C	C	C	C	C
Maximum Number of People	8	8	7	6	5	5
Maximum Power (HP)	300	225	150	115	100	60
Maximum Power (kW)	221	165	110	84,6	73,6	44,1
Water Capacity (L)	80	45	45			
OB Shaft Length	XL	XL	XL	L	L	L



PACKS AND EDITIONS

PACKS AND EDITIONS	755 OPEN	675 OPEN	605 OPEN	555 OPEN	505 OPEN
SMART EDITION	X	X	X	X	X
Bimini	x	x	x	x	x
Stereo Fusion with 2 speakers		x	x	x	
Stereo Fusion with 4 speakers	x				
Bow Cushions		x	x	x	x
Bow Table	x		x	x	x
Convertible bow sun lounge	x	x	x	x	x
Cockpit Cushions					x
Upgraded Cockpit Table	x	x			
Cockpit Shower		x	x		
Berth Cushions/Filler	x				
Ski Pole		x	x	x	x
Bow Electrical Windlass	x	x			
Motorwell Bridge	x				
Mooring Kit	x	x	x		



EQUIPMENT & OPTIONS

HULL & DECK	755 OPEN	675 OPEN	605 OPEN	555 OPEN	505 OPEN	455 OPEN
Bow Roller	v	v	v	v	v	
Swim Ladder	v	v	v	v	v	v
Navigation Lights	v	v	v	v	v	v
Forward line/anchor Locker	v	v	v	v	v	v
Self Bailing Cockpit	v	v	v	v	v	v
Rod holders	v	v	v	v	v	
Ski Pole	o	o/ED	o/ED	o/ED	o/ED	
Swim Platforms	v	v	v	v	v	
Swim Platforms Extensions	o	o	o	o		
Flexiteek Flooring	o	o	o			
Hull Color	o	o	o	o	o	o
LED Courtesy lights	v					
Motorwell Bridge	ED					

HELM	755 OPEN	675 OPEN	605 OPEN	555 OPEN	505 OPEN	455 OPEN
Analog Speedometer/ Tachometer				v	v	v
SmartCraft Speedometer/ Tachometer	v	v	v	o	o	
Fuel Gauge				v ³	v ³	
Trim Gauge				v ³	v ³	v
Adjustable Steering Position	v					
12v electrical socket	v	v	v	v	v	v

COVER & CANVAS	755 OPEN	675 OPEN	605 OPEN	555 OPEN	505 OPEN	455 OPEN
Mooring cover						o
Transport Cover	o	o	o	o	o	
Console & bolster seats cover	o	o	o	o	o	
Console & leaning post cover	o	o	o	o		
Forward Sun Awning	o					
Bimini	o/ED	o/ED	o/ED	o/ED	o/ED	o
Bimini with Enclosed Canvas	o					
Seat Cover	A	A	A	A	A	
Console Cover	A	A	A	A	A	A
Leaning Post Cover	A	A	A	A	A	

COCKPIT	755 OPEN	675 OPEN	605 OPEN	555 OPEN	505 OPEN	455 OPEN
Pilot Seat with Flip Bolster and Swivel	v	v	v	v		
Helm Bench Seat					v	
Co-pilot Seat	v	v	v	v		
Leaning post	o ¹	o ²	o ²	o ²		
Aft Bench Seat	v	v	v	v	v	v
Storage below Aft Seat	v	v	v	v	v	v
Cockpit Cushions	v	v	v	v	o/ED	v
Cockpit Table	v	v				
Upgraded Cockpit Table	ED	o/ED				
Cockpit Shower	o	o/ED	o/ED			
Starboard Flip Seat	o					
Port Flip Seat	o					

BOW	755 OPEN	675 OPEN	605 OPEN	555 OPEN	505 OPEN	455 OPEN
Convertible bow sun lounge	o/ED	o/ED	o/ED	o/ED	o/ED	o
Bow sun lounge side extension		o	o	o	o	
Bow cushions	v	o/ED	o/ED	o/ED	o/ED	o
Bow Table	o/ED	o	o/ED	o/ED	o/ED	

CABIN	755 OPEN	675 OPEN	605 OPEN	555 OPEN	505 OPEN	455 OPEN
Berths	1	1				
Berth Cushions/Filler	ED	v				
Sea Toilet	o					
Cabin Lights	v					
Opening Portlights	v					

GALLEY	755 OPEN	675 OPEN	605 OPEN	555 OPEN	505 OPEN	455 OPEN
Sink with Tap	o					
Stove LPG	o					
Refrigerator	o					

EQUIPMENT	755 OPEN	675 OPEN	605 OPEN	555 OPEN	505 OPEN	455 OPEN
Grey Water System with Dock Discharge	o					
Mooring kit*	o/ED	o/ED	o/ED	o	o	o
Single Battery System	v	v	v	v	v	v
CO Monitor	v	v				
Bow Electrical Windglass	o/ED	o/ED	o			
Fire extinguisher	v	v	v	v	v	v
Mechanical Steering					v	v
Hydraulic Steering	v	v	v	v	o	
Motor Bracket	o	o	o	o	o	
Electric Trim Tabs	o					
Electric & Manual Bilge Pump	v	v	v	v	v	v
OB Pre-Rigging	v	v	v	v	v	v
VesselView link digital interface	o					
VesselView Mobile	v	v	v	v	v	
Active Trim	v	o ⁴	o	o	o	
Stereo Fusion with 2 speakers		o/ED	o/ED	o/ED	o	o
Stereo Fusion with 4 speakers	o/ED					
DAB Stereo kit with Antenna	o	o	o	o	o	o
Simrad GPS/Chart Plotter Cruise 7 with HDI Transducer		o	o	o	o	o
Simrad GPS/Chart Plotter 7" NSS evo3 with HDI Transducer	o					
PACKS	755 OPEN	675 OPEN	605 OPEN	555 OPEN	505 OPEN	455 OPEN
SMART Edition	o	o	o	o	o	

* boats < 7m: 4 fenders (53x13cm), 4 fender covers with Quicksilver logo, 4 fender ropes (1,5m) and 4 ropes (7m)
boats > 7m: 6 fenders (61x16cm), 6 fender covers with Quicksilver logo, 6 fender ropes (2m) and 4 ropes (9m)

- 1 With or without galley (sink/stove/fridge/shower)
- 2 With integrated 12v cool box
- 3 Only with analog instrumentation
- 4 Optional up to 150hp – Standard on V6/V8 engines 175hp and up

v = Standard o = Optional A = Accessory ED = Part of Smart Edition

As a company committed to continuous product improvement specifications are subject to change.



Explore our dealer network at
www.quicksilver-boats.com



The quality system of
Brunswick Marine in EMEA
is ISO 9001 certified

© 2021 Brunswick Marine in EMEA. All Rights Reserved.

Brunswick Marine in EMEA continuously explores means to improve the products it designs, manufactures and distributes. Every effort is made to produce sales and service literature which is current. Changes to specifications of engines, boats and accessories are ongoing. This brochure should not be regarded as a precise guide to the latest specifications. This brochure is also not an offer for sales of any particular engine, boat or accessory. Distributors and dealers are not agents of Brunswick Marine in EMEA or one of its affiliates and they have no authority to bind Brunswick Marine in EMEA by any express undertaking or representation, including but not limited to representations of product, sales, applications or service nature. Not all products are available in all countries and some are available only in limited quantities. Some products shown in this catalogue are equipped with optional accessories. Please see your local dealer.

www.quicksilver-boats.com